

INTRO TO VISUAL ARTS
Unit Name: The Pencil Project
Date: 5/11/2020 - 5/15/2020

Mrs. Messick, Ms. Manco, Mrs. Smith, Mrs. Flinton, Mrs. Hanson, Mr. Hansen, Ms. Kroll

Objective: Students will study pencils, transform them, and learn to see No. 2 pencils in a new way. They will maintain the color of the traditional pencil: yellow, with black lettering and a pink eraser.

Requirements: Pencil, Paper, Colored Pencils, Black fine-tipped marker or felt pen, and ChromeBook

Check for Understanding:

Criteria 1: Did the student follow directions specific to assignment?

Criteria 2: Did the student use creative efforts (Thinking outside of the box)?

Criteria 3: Did the student use effort: took time to develop idea & complete project (Didn't rush)?

Criteria 4: Craftsmanship: Neat, Clean, & Complete? Skillful use of the art tools and media?

Criteria 5: Student Reflection: Choose 2 prompts below and answer in 2 complete sentences.

1. What would you change with this work if you had a chance to do this piece over again?
2. What is one part of your artwork that you want people to notice when they look at your work?
3. How does your finished artwork tell a story?
4. Did you learn new techniques or processes as part of the work for this project?
5. Did you pick a material or technique that was new or different over something that was familiar?
6. I want to know more about...
7. I'm most proud of...
8. The most challenging thing was...
9. Next time I will remember to...
10. Now I know...

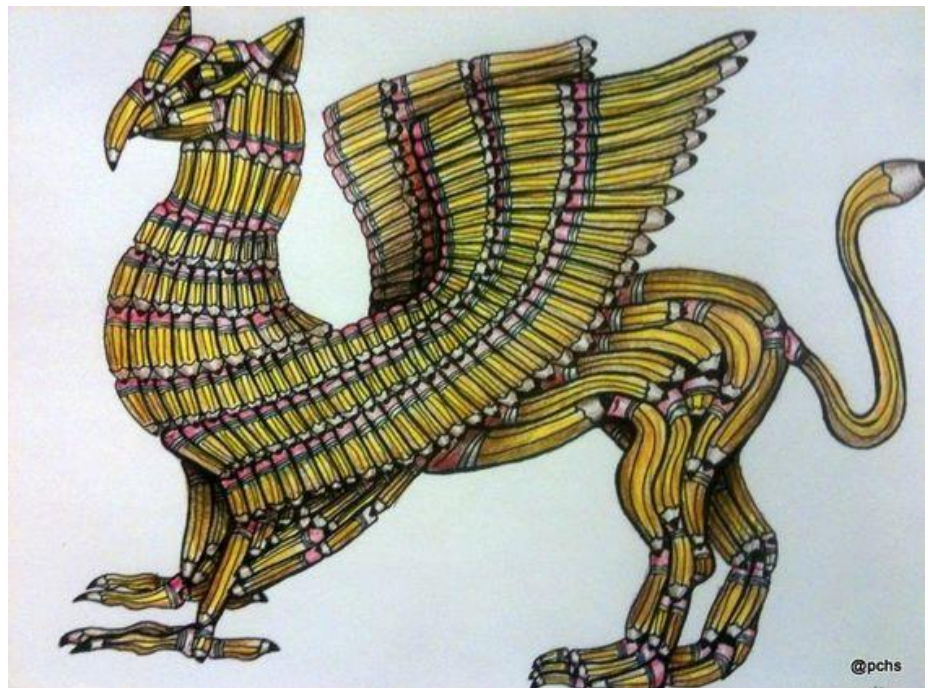
Resources and Supporting Materials:



Intro to Visual Arts / May 12, 2020

Lesson Name: The Pencil Project

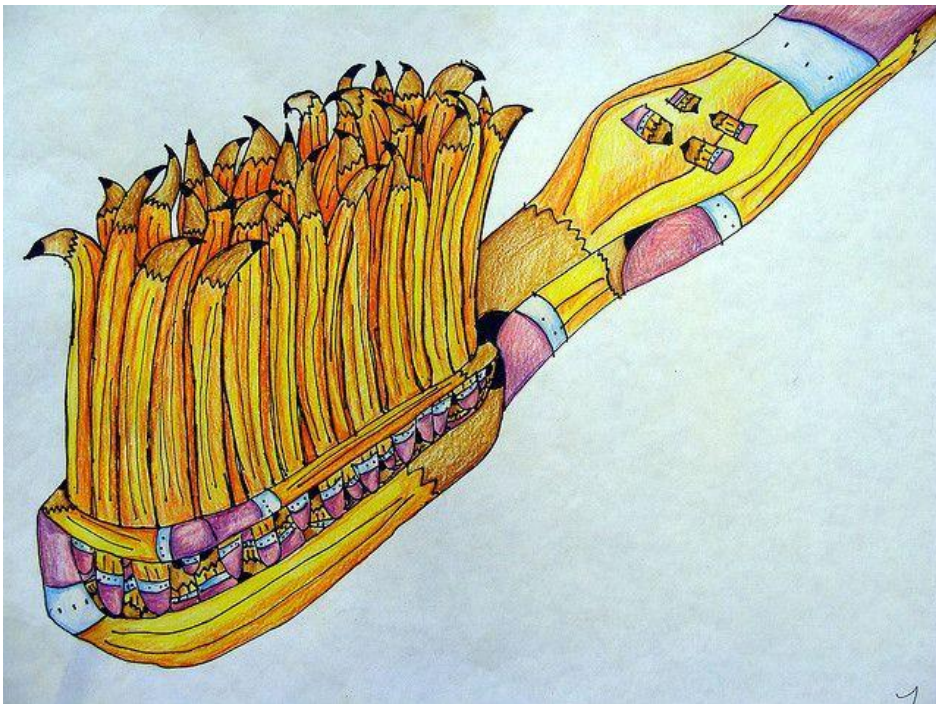

Resources & Supporting Materials Continued:



Intro to Visual Arts / May 12, 2020


Lesson Name: The Pencil Project

Resources & Supporting Materials Continued:



Intro to Visual Arts / May 12, 2020

Lesson Name: The Pencil Project



Objective: (DAY 2) Using a chromebook or online search, look up various subject matters that you could use for this project. Categories you might search: Cars, Famous Paintings, Insects, Musical Instruments, Animals, and Mechanical Object. Sketch out 3 possible subjects for your project. Use a Contour line drawing and or outline the form of the subject. Once you have all three sketched out, choose one to take to final for tomorrow. STOP Here.

Requirements: Pencil, Paper, Colored Pencils, Markers, Chromebook, or internet access.

Bell Ringer: Watch the Following YouTube video on: **A Sketchy History of Pencil Lead**
<https://www.youtube.com/watch?v=lrZMSyhzcXg>

Examples:

